


# How To Select Your Room

**Step 1:** If you are eligible to select a room, you will see your Room Selection Process under the Room Selection Section. A date in red means that your time is active and you can select. Click on Select a Room/Suite.



Bridget

**Messages**

- There are no important messages.

**Room Selection**

**New Undergraduate Student Room Selection**

Incoming students are allowed to select their room based on what is available.

Your Start Time: **(open selection)**  
Your Priority #: **0**  
Your Group Priority #:

Selection Times:

May 19 from 9:00 AM to 10:00 PM

May 22 8:00 AM to Jun 19 11:59 PM

Select a Room/Suite

**Step 2:** You can filter on the Hall you want to live in. Please keep in mind, that some of our halls are gender specific. If you click on a hall and there are no results, it is either the hall if filled or your gender does not match the criteria for that hall. You can also just click on FIND AVAILABLE ROOMS.

Our system will only show you rooms that your gender can select from.

**Online Room Selection**

You are now eligible to select a room.  
You have until 5/19/2017 at 10:00 PM.

**Roommate Group (2)**

You

Roschelle

Hall: (no filter)

- (no filter)
- Foster Complex
- Morris Hall
- Palmer Hall
- Stephens Hall
- Terry Hall
- Thigpen Hall

Find Available Rooms


**Step 3:** You can go through the list and see all the rooms that you can select from. Spots indicates how many spaces are in the room or suite. Click on Select Room for your desired choice.

**Available Rooms**

Foster Complex - Floor 1

<b>Room: E 101A</b> Double Complex Select Room	Spots: 2	<b>Suite: FC E 101</b> Double Complex Select Suite	Spots: 4
<b>Room: E 101B</b> Double Complex Select Room	Spots: 2	<b>Suite: FC E 101</b> Double Complex Select Suite	Spots: 4
<b>Room: E 102A</b> Double Complex Select Room	Spots: 2	<b>Suite: FC E 102</b> Double Complex Select Suite	Spots: 4
<b>Room: E 102B</b> Double Complex Select Room	Spots: 2	<b>Suite: FC E 102</b> Double Complex Select Suite	Spots: 4
<b>Room: E 104A</b> Double Complex Select Room	Spots: 2	<b>Suite: FC E 104</b> Double Complex Select Suite	Spots: 2

**Step 4:** Confirming your room selection. Click on I AGREE to confirm your room selection

 **Room Booking**

You have selected the room:  
in the suite: **Foster Complex E 101A**  
**FC E 101**

Foster Complex


- E 101A bed A
- E 101A bed B
- E 101B bed A
- E 101B bed B

Are you sure that this is correct (you will not be able to change this yourself)?  
If so, you may submit room booking now...

Bridget	▼
Roschelle	▼
(unoccupied)	
(unoccupied)	

© Adirondack Solutions, Inc - The Housing Director Self-Service v4.1.3

**Step 5:** Confirmation Page. If you do not get this page, your room selection choice has not be completed.

 **Save Room Assignment**

**Congratulations! Your room selection process is complete!**

Your room assignment has been saved.

You and your roommates will receive a confirmation e-mail shortly.